



**InGranite Recon Ltd.**  
 Reconstituted Stone | Modern Material | Classic Style  
 UK info@ingranite.co.uk Rol info@ingranite.ie  
 www.ingranite.co.uk www.ingranite.ie  
 0808 2349118 057 9331462

**Technical specification sheet**

Title: Superwarm stooled end sill	
Date: 09/02/2017	Ref: SWS....
Scale: 1:10	Drawn by: InGranite
Approximate weight: 63.5 kgs/metre	

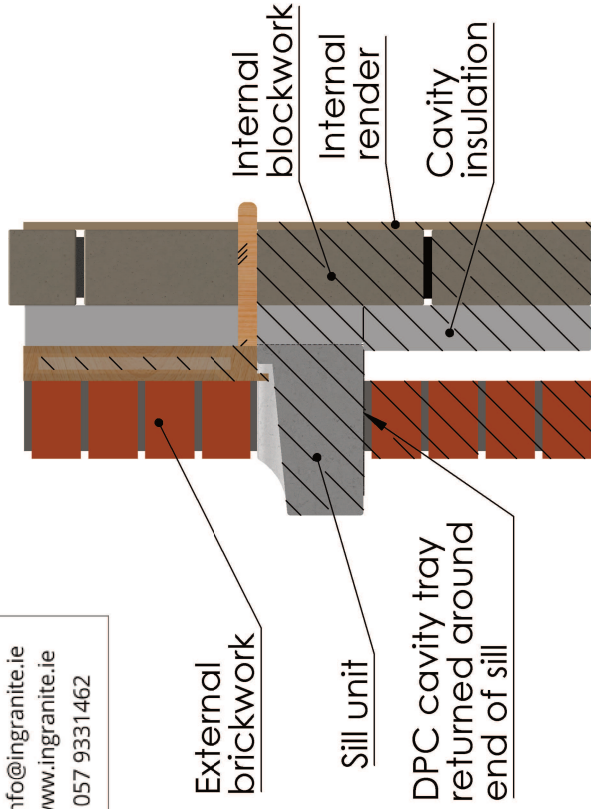
Product reference code is  
 SWS + sill size

Open size	Sill size
347	552
460	665
572	777
685	890
797	1002
910	1115
1022	1227
1135	1340
1247	1452
1360	1565
1472	1677
1585	1790
1697	1902
1810	2015
1922	2127
2035	2240
2147	2352
2260	2465
2373	2578
2485	2690

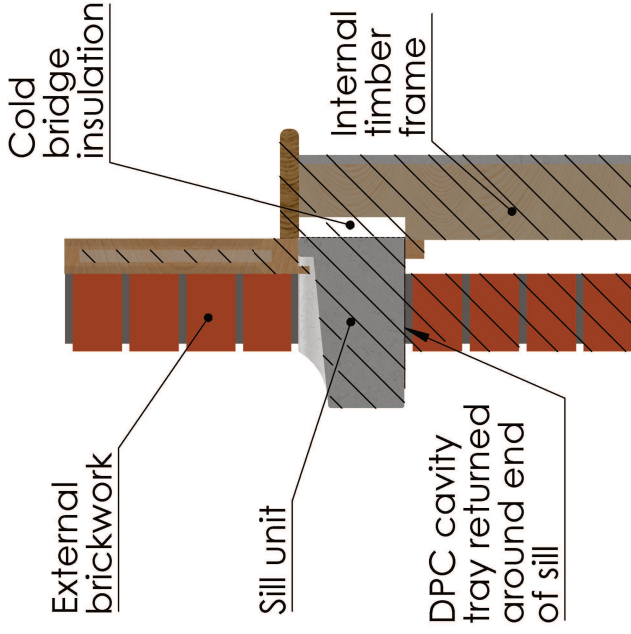
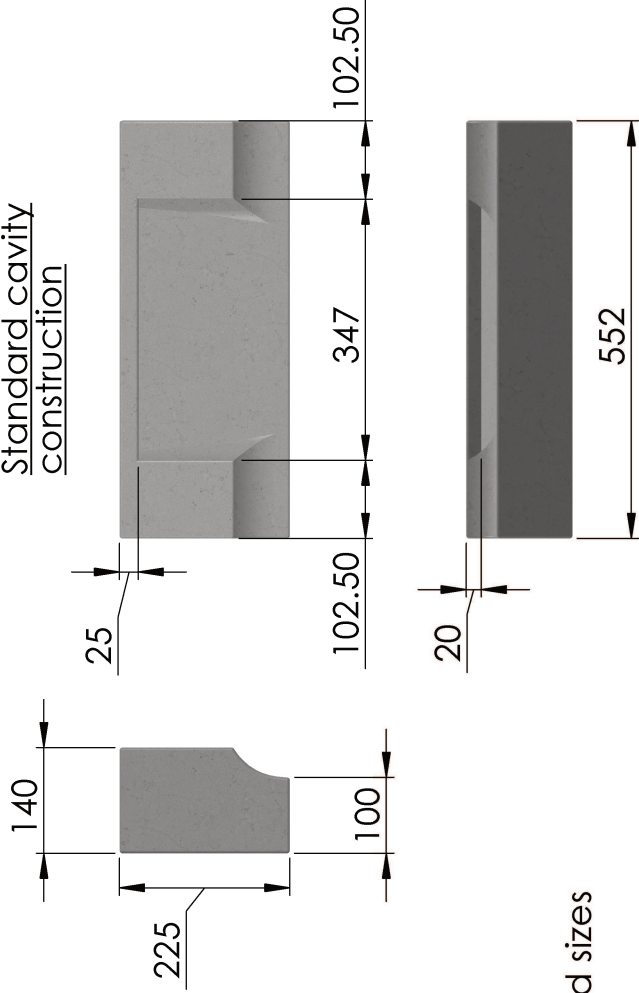
All dimensions are in millimetres. For non listed sizes please contact InGranite Recon LTD.

All vertical faces typically have a 4mm taper per 100mm of height.

The information contained in this drawing was correct at the time of going to print. Profiles, sizes and weights are given as indication only.



Standard cavity construction



Timber frame construction

